



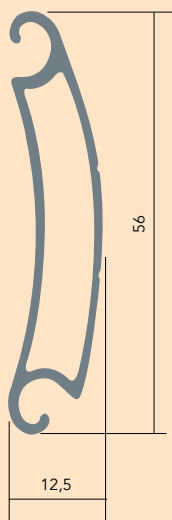
AUTOBLOCK56

TE56

PROFILO DI SICUREZZA CURVO
 PER SISTEMA AUTOBLOCCANTE
 IN ALLUMINIO ESTRUSO

EXTRUDED ALUMINIUM
 SECURITY PROFILE
 FOR AUTO-LOCKED SYSTEM

PROFILO DE SECURITE COURVE
 POUR SYSTEME AUTOBLOQUANT
 EN ALUMINIUM EXTRUDE

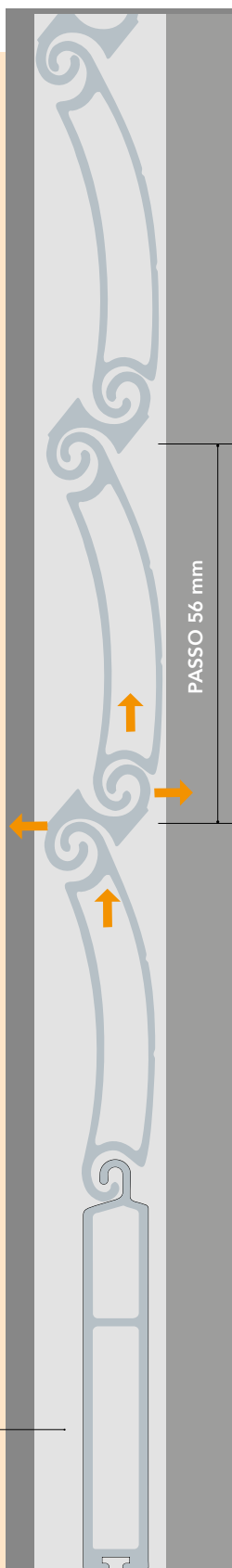
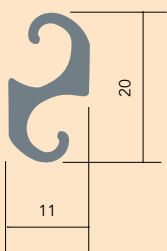


TE57

PROFILO INTERMEDIO
 IN ALLUMINIO ESTRUSO
 PER SISTEMA AUTOBLOCCANTE
 DA ABBINARE A **TE59**

INTERMEDIATE PROFILE
 IN EXTRUDED ALUMINIUM
 FOR AUTO-LOCKED SYSTEM
 TO BE USED WITH PROFILE **TE59**

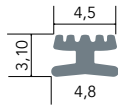
PROFILO INTERMEDIATE
 EN ALUMINIUM EXTRUDE
 POUR SYSTEME AUTOBLOQUANT
 ASSEMBLER AVEC **TE59**



TERMINALE
 END SLATS
 LAMES FINALES
TM41 650**

MASSIMO IMPIEGO CONSIGLIATO/ MAX DIMENSION IN USE
 / DIMENSION MAX CONSEILLÉE

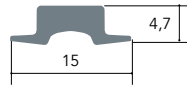
Larghezza /Width / Largeur	Altezza / Height / Hauteur
5,0 mtl	3,0 mtl



COD.
918.49

PER GUIDE / FOR GUIDES / POUR COULISSES

P24
P28
PS250
PS300
PS302



COD.
918.77

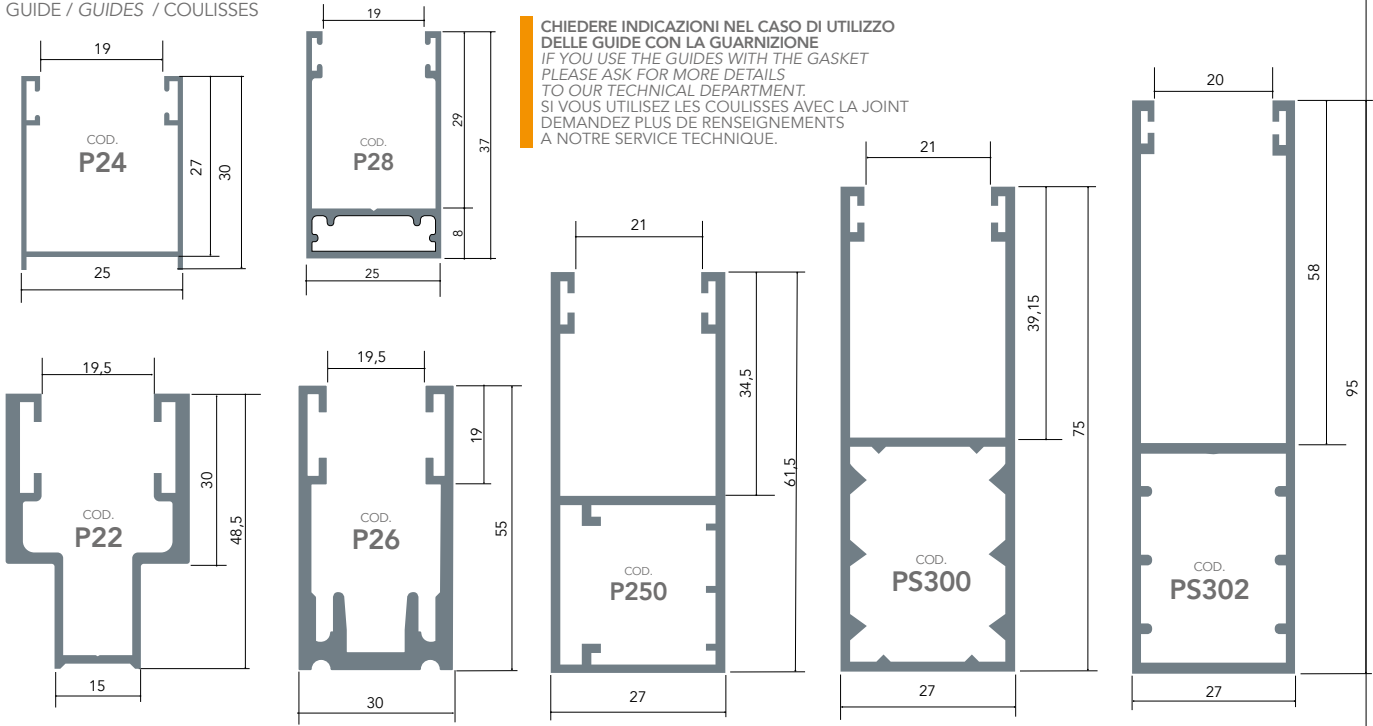
PER GUIDE / FOR GUIDES / POUR COULISSES

P22
P26

AUTOBLOCK56

ACCESSORI / ACCESSORIES / ACCESSOIRES

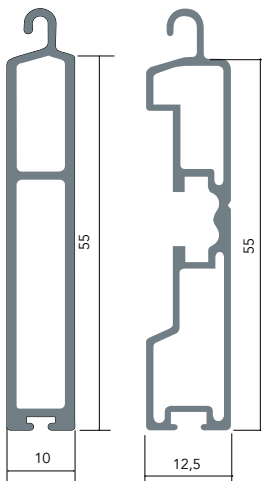
GUIDE / GUIDES / COULISSES



CHIEDERE INDICAZIONI NEL CASO DI UTILIZZO DELLE GUIDE CON LA GUARNIZIONE
IF YOU USE THE GUIDES WITH THE GASKET PLEASE ASK FOR MORE DETAILS TO OUR TECHNICAL DEPARTMENT.
SI VOUS UTILISEZ LES COULISSES AVEC LA JOINT DEMANDEZ PLUS DE RENSEIGNEMENTS A NOTRE SERVICE TECHNIQUE.

PER ALTRE GUIDE CONSULTARE CATALOGO GENERALE / THE OTHER GUIDES ARE ON OUR GENERAL CATALOGUE / LES AUTRES COULISSES SONT SUR NOTRE CATALOGUE GENERAL

TERMINALI / END SLAT S / LAME FINALES



COD.
TM 41

COD.
TM 55



COD.
918.50



COD.
918.54

TAPPO ANTIUSURA
E ANTIRUMORE
IN PLASTICA

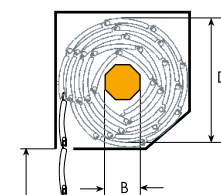
PLASTIC SIDE-PLUG
ANTI-WEARING
AND ANTINOISE

BOUCHON
ANTI-USURE
ET ANTI-BRUIT
EN PLASTIQUE



COD.
909.56E

DIAMETRI DI AVVOLGIMENTO IN FUNZIONE DELL'ALTEZZA DELLA TAPPARELLA E DEL RULLO DI AVVOLGIMENTO.
DIAMETERS OF WINDING ACCORDING TO THE HEIGHT OF THE ROLLING SHUTTER AND THE WINDING OF THE ROLLER.
DIAMÈTRE D'ENROULEMENT EN FONCTION DE LA HAUTEUR DU VOILET ROULANT ET DE L'AXE D'ENROULEMENT.



PESO AL MQ.
WEIGHT FOR
SQ. METER
POIDS AU MQ.
Kg. 11,5 c.a

(C) TAPPARELLA ROLLING SHUTTERS VOILET ROULANT (mm)	(B) RULLO ROLLER AXE (mm)	(D) Ø mm. TE56 + TE57	(C) TAPPARELLA ROLLING SHUTTERS VOILET ROULANT (mm)	(B) RULLO ROLLER AXE (mm)	(D) Ø mm. TE56 + TE57
1000	60	130	2600	60	205
	70	140		70	210
	80	145		80	215
	100	150		100	220
1200	60	145	2800	60	210
	70	155		70	215
	80	160		80	220
	100	165		100	225
1400	60	155	3000	60	215
	70	165		70	220
	80	170		80	225
	100	175		100	230
1600	60	165	3200	60	225
	70	175		70	230
	80	180		80	235
	100	185		100	240
1800	60	180	3400	60	235
	70	185		70	240
	80	190		80	245
	100	195		100	250
2000	60	190	3600	60	245
	70	195		70	250
	80	200		80	255
	100	205		100	260
2200	60	195	3800	60	255
	70	200		70	260
	80	205		80	265
	100	210		100	270
2400	60	200	4000	60	260
	70	205		70	265
	80	210		80	270
	100	215		100	280