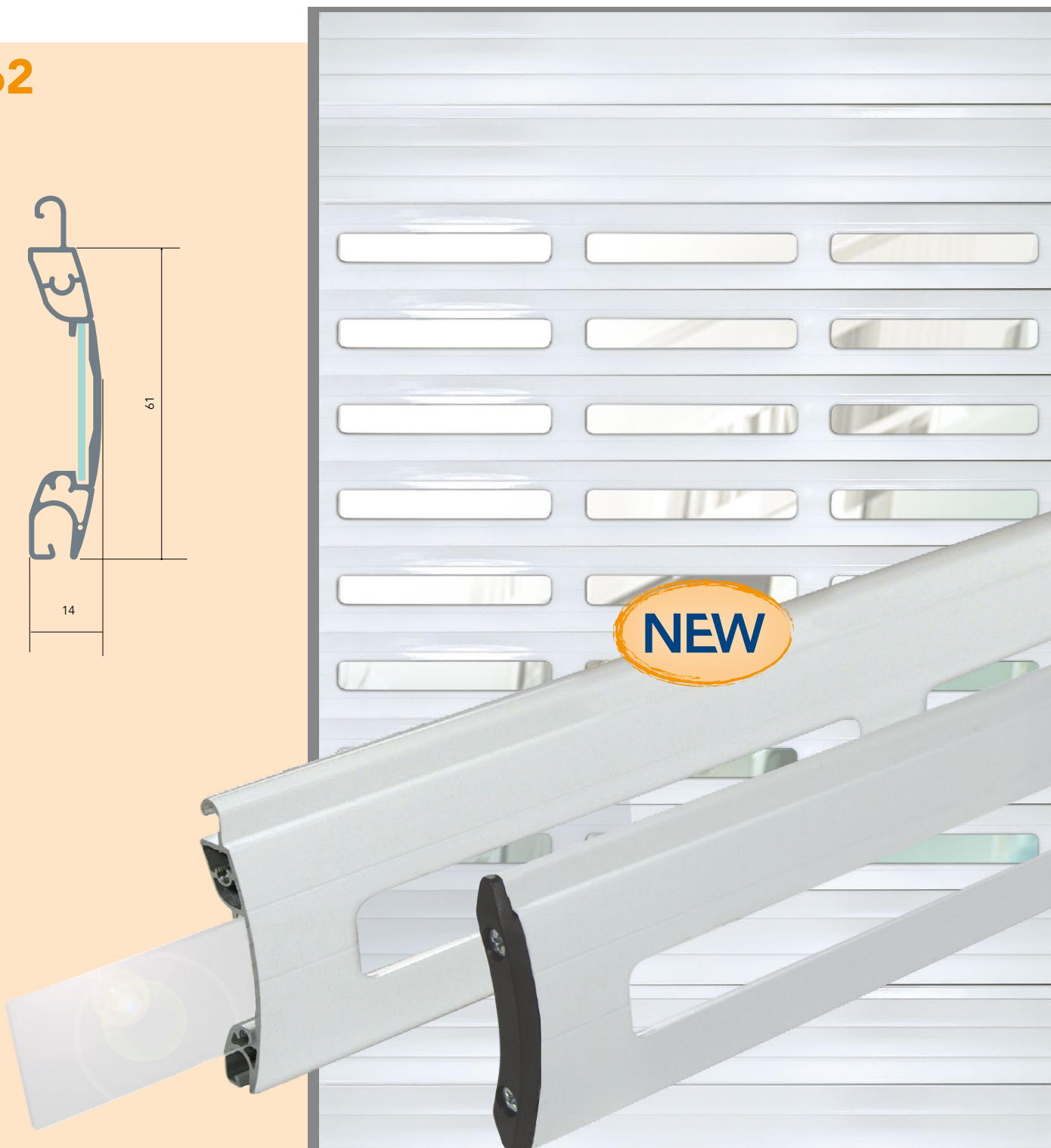
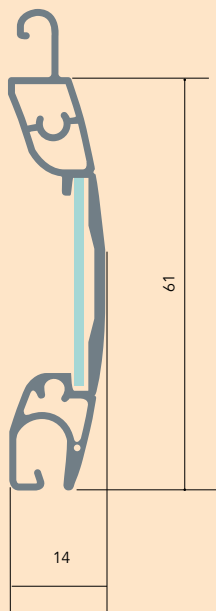




PROFILE clear62

TE62

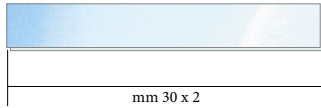


MASSIMO IMPIEGO CONSIGLIATO / MAX DIMENSION IN USE / DIMENSION MAX CONSEILLÉE

Larghezza / Width / Largeur	Altezza / Height / Hauteur
5,0 mtl	3,0 mtl

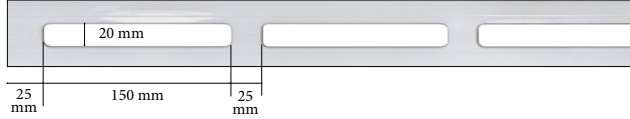
ACCESSORI / ACCESSORIES / ACCESSOIRES

COD. **918.80**

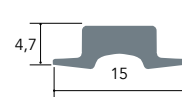


LAMA IN PLEXIGLASS TRASPARENTE
BAR IN PLEXIGLASS TRANSPARENT
LAME EN PLEXIGLASS TRANSPARENT
per / for / pour **TE62**

DIMENSIONI FORATURA
PROFILO TE62
DIMENSIONS OF THE HOLES
OF PROFILE TE62
DIMENSIONS DE L'AJOUSAGE
DU PROFILE TE62

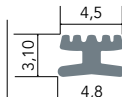


GUARNIZIONI / GASKETS / JOINTS

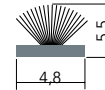


CODICE / CODE
918.77

PER GUIDE
FOR GUIDES
POUR COULISSES
PS251
PS301



CODICE / CODE
918.49

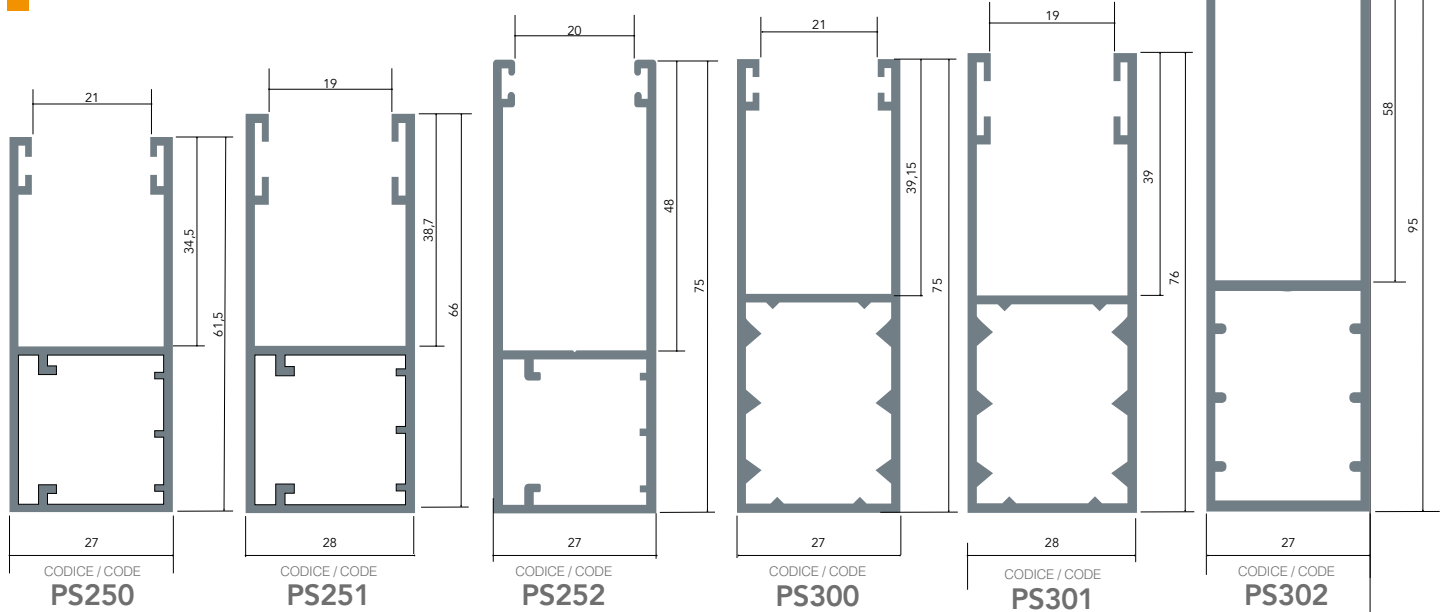


CODICE / CODE
918.38

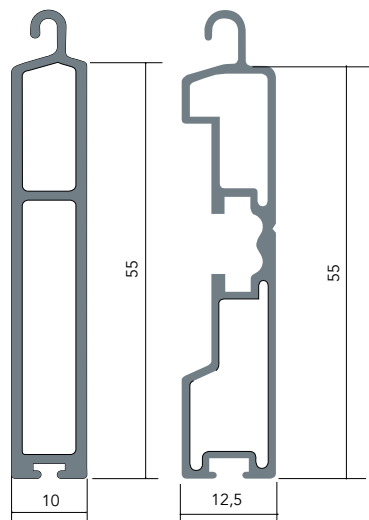
PER GUIDE
FOR GUIDES
POUR COULISSES
PS250
PS252
PS300
PS302

GUIDE / GUIDES / COULISSES

CHIEDERE INDICAZIONI NEL CASO DI UTILIZZO DELLE GUIDE CON LA GUARNIZIONE
IF YOU USE THE GUIDES WITH THE GASKET PLEASE ASK FOR MORE DETAILS TO OUR TECHNICAL DEPARTMENT.
SI VOUS UTILISEZ LES COULISSES AVEC LA JOINT DEMANDEZ PLUS DE RENSEIGNEMENTS A NOTRE SERVICE TECHNIQUE.



PER ALTRE GUIDE CONSULTARE CATALOGO GENERALE / THE OTHER GUIDES ARE ON OUR GENERAL CATALOGUE / LES AUTRES COULISSES SONT SUR NOTRE CATALOGUE GENERAL



CODICE / CODE
TM41

CODICE / CODE
TM55



GUARNIZIONI
GASKETS
JOINTS

CODICE / CODE
918.50



CODICE / CODE
918.54



TERMINALE IN GOMMA
END SLAT IN RUBBER
TERMINAL EN
CAOUTCHOU

CODICE / CODE
918.51

TAPPO LATERALE
IN PLASTICA
PLASTIC SIDE-PLUG
BOUCHON LATERAL
EN PLASTIQUE



CODICE / CODE
SP3746
Vite per tappo
Screw for plugs
Vis pour bouchon

CODICE / CODE
909.62E

DIAMETRI DI AVVOLGIMENTO IN FUNZIONE DELL'ALTEZZA DELLA TAPPARELLA E DEL RULLO DI AVVOLGIMENTO.
DIAMETERS OF WINDING ACCORDING TO THE HEIGHT OF THE ROLLING SHUTTER AND THE WINDING OF THE ROLLER.
DIAMÈTRE D'ENROULEMENT EN FONCTION DE LA HAUTEUR DU VOILET ROULANT ET DE L'AXE D'ENROULEMENT.

	(C) TAPPARELLA ROLLING SHUTTERS VOILET ROULANT (mm)	(B) RULLO ROLLER AXE (mm)	(D)
			DIAMETRO mm. DIAMETER mm DIAMÈTRE mm
			TE62
<p>PESO AL MQ. WEIGHT FOR SQ. METER POIDS AU MQ. TE62 Kg. 8,3 c.a</p>	1000	60	150
		70	155
		80	160
	1200	60	160
		70	165
		80	170
	1400	60	165
		80	170
		100	175
	1600	60	170
		70	175
		80	185
1800	60	180	
	70	185	
	80	195	
2000	60	190	
	70	200	
	80	205	
2200	60	195	
	70	200	
	80	210	
2400	60	200	
	70	205	
	80	215	
2600	60	205	
	70	210	
	80	225	
2800	60	210	
	70	220	
	80	230	
3000	60	215	
	70	220	
	80	235	